

Internal Quality Assurance Cell Student Satisfaction Survey AQAR 2022-23

STUDENT SATISFACTION SURVEY ANALYSIS

An online Student Satisfaction Survey was conducted by Government College Seraj at Lambathach. The survey was conducted for submission of the Annual Academic Quality Assurance Report (2022-23) which is due for submission by December 31, 2023. A total of 164 students participated in the survey. The questionnaire provided by the NAAC has been used in conducting the survey. Google form was shared with the students and based on responses received, analysis has been done for all 20 questions of the survey. Similarly, the options provided for answering the questions were retained as such in the Google form.

Prof. R C Kataria

Convener,

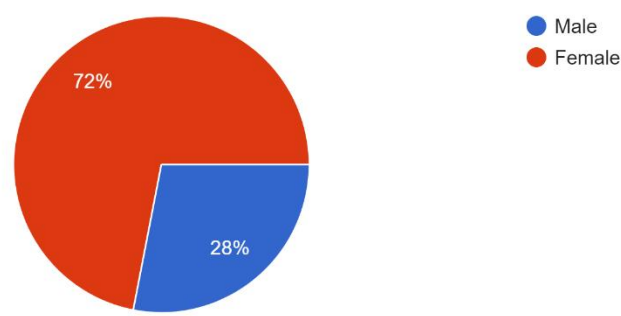
Internal Quality Assurance Cell

Govt College Seraj at Lambathach

STUDENT SATISFACTION SURVEY ANALYSIS

Sex (Male/Female)	Available Options→	Male	Female	Grand Total
	Number of Students	46	118	164

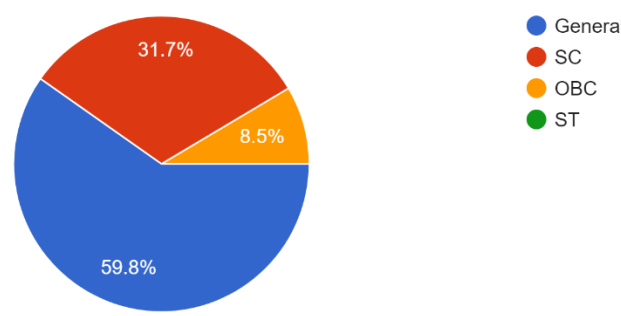
Sex (Male/Female)
164 responses



STUDENT SATISFACTION SURVEY ANALYSIS

Category	Available Options→	ST	OBC	SC	General	Grand Total
	Number of Students	0	14	52	98	164

Category
164 responses

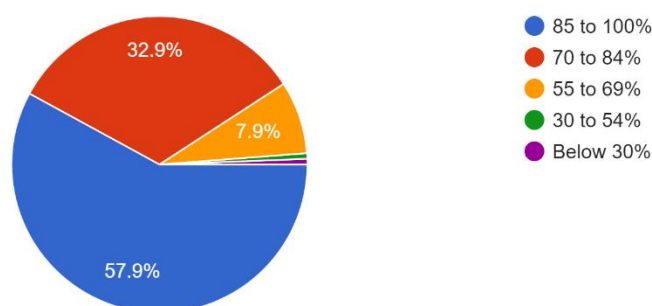


STUDENT SATISFACTION SURVEY ANALYSIS

Q 1. How much of the syllabus was covered in the class?	Available Options→	Below 30%	30 to 54%	55 to 69%	70 to 84%	85 to 100%	Grand Total
	Number of Students	1	1	13	54	95	164

1. How much the syllabus was covered in the class?

164 responses

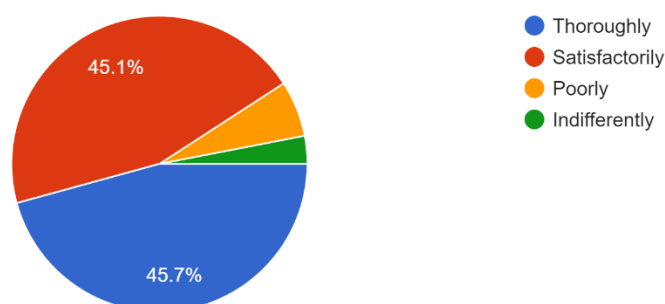


STUDENT SATISFACTION SURVEY ANALYSIS

Q 2. How well did the teachers prepare for the classes?	Available Options→	Indifferently	Poorly	Satisfactorily	Thoroughly	Grand Total
	Number of Students	5	10	74	75	164

2. How well did the teachers prepare for the classes?

164 responses

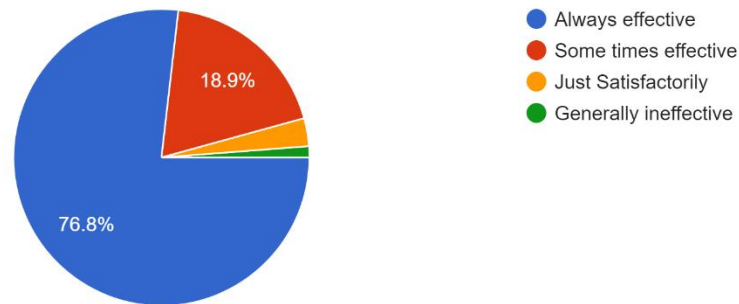


STUDENT SATISFACTION SURVEY ANALYSIS

Q 3. How well were the teachers able to communicate?	Available Options→	Generally ineffective	Just satisfactorily	Sometimes effective	Always effective	Grand Total
	Number of Students	2	5	31	126	164

3. How well were the teachers able to communicate?

164 responses

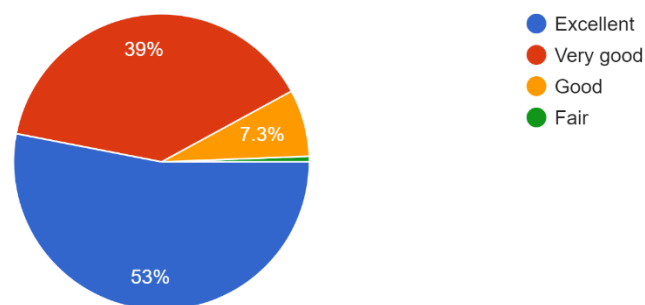


STUDENT SATISFACTION SURVEY ANALYSIS

Q 4. The teacher's approach to teaching can best be described as	Available Options→	Fair	Good	Very Good	Excellent	Grand Total
	Number of Students	1	12	64	87	164

4. Teacher's approach to teaching can be best described as

164 responses

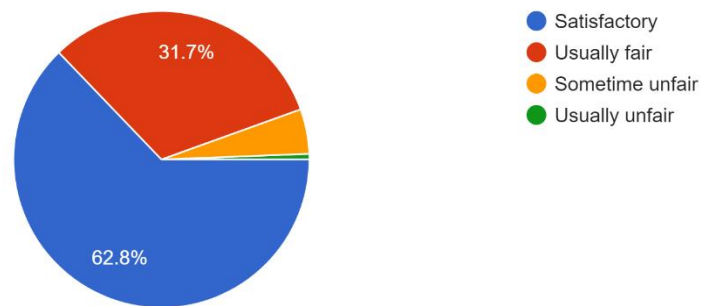


STUDENT SATISFACTION SURVEY ANALYSIS

Q 5. Fairness of the internal evaluation process by the teachers	Available Options→	Usually unfair	Sometimes unfair	Usually fair	Always fair	Grand Total
	Number of Students	1	8	52	103	164

5. Are you satisfied with the internal evaluation process by the teachers?

164 responses

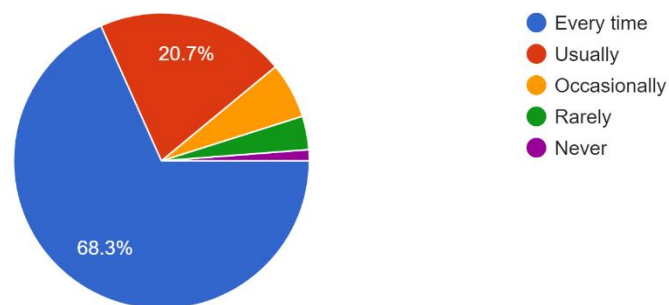


STUDENT SATISFACTION SURVEY ANALYSIS

Q 6. Was your performance in assignments discussed with you?	Available Options→	Never	Rarely	Occasionally/ Sometimes	Usually	Every time	Grand Total
	Number of Students	2	6	10	34	112	164

6. Was your performance in assignments discussed with you?

164 responses

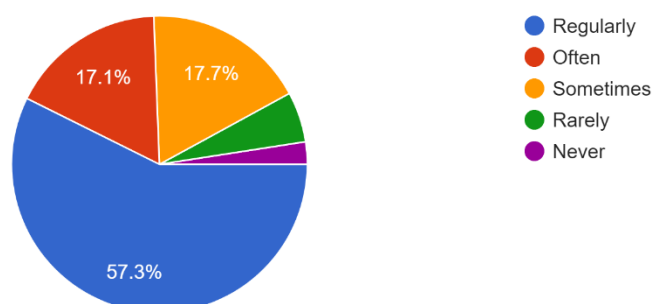


STUDENT SATISFACTION SURVEY ANALYSIS

Q 7. The institute takes active interest in promoting internship, student exchange, field visit opportunities for students	Available Options →	Never	Rarely	Some-times	Often	Regularly	Grand Total
	Number of Students	4	9	29	28	94	164

7. Does the institute take active interest in promoting internship, student exchange, field visit opportunities for students?

164 responses

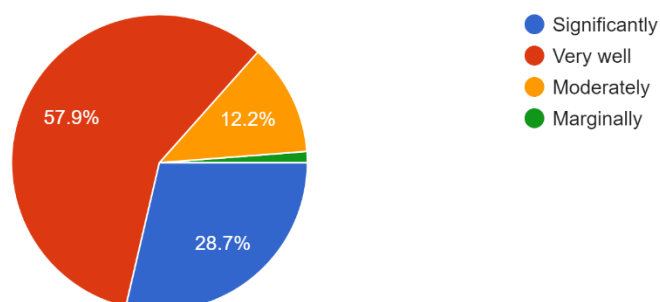


STUDENT SATISFACTION SURVEY ANALYSIS

Q 8. The teaching and mentoring process in your institution facilitates you in cognitive, social and emotional growth	Available Options→	Marginally	Moderately	Very well	Significantly	Grand Total
	Number of Students	2	20	95	47	164

8. Do teaching and mentoring process in your institution facilitate cognitive, social and emotional growth in you?

164 responses

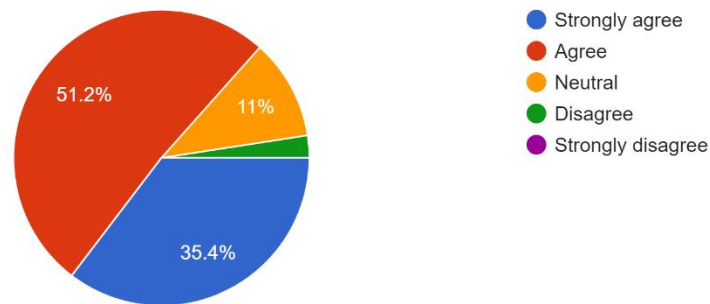


STUDENT SATISFACTION SURVEY ANALYSIS

Q 9. The institution provides multiple opportunities to learn and grow	Available Options→	Strongly disagree	disagree	Neutral	agree	Strongly agree	Grand Total
	Number of Students	0	4	18	84	58	164

9. Does the institution provide multiple opportunities to learn and grow?

164 responses

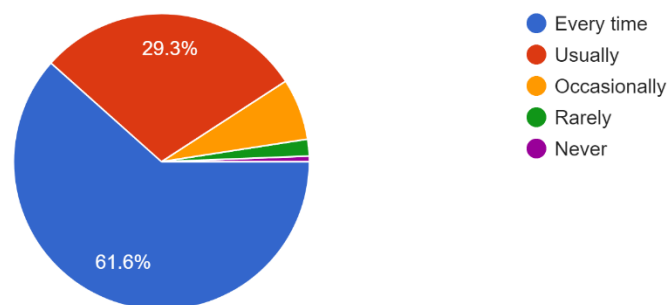


STUDENT SATISFACTION SURVEY ANALYSIS

Q 10. Teachers inform you about your expected competencies, course outcomes and programme outcomes	Available Options→	Never	Rarely	Occasionally/Sometimes	Usually	Every time	Grand Total
	Number of Students	1	3	11	48	101	164

10. Do teachers inform you about your expected competencies, course outcomes and programme outcomes?

164 responses

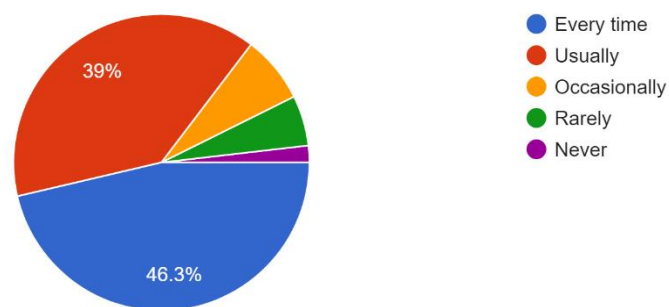


STUDENT SATISFACTION SURVEY ANALYSIS

Q 11. Your mentor does a necessary follow-up with an assigned task to you	Available Options→	Never	Rarely	Occasionally	Usually	Every time	Grand Total
	Number of Students	3	9	12	64	76	164

11. Is your mentor does a necessary follow-up for an assigned task to you?

164 responses

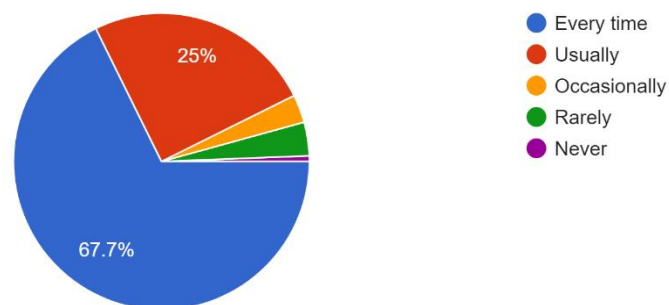


STUDENT SATISFACTION SURVEY ANALYSIS

Q 12. The teachers illustrate the concepts through examples and applications	Available Options→	Never	Rarely	Occasionally/Sometimes	Usually	Every time	Grand Total
	Number of Students	1	6	5	41	111	164

12. Do teachers illustrate the concepts through examples and applications during teaching?

164 responses

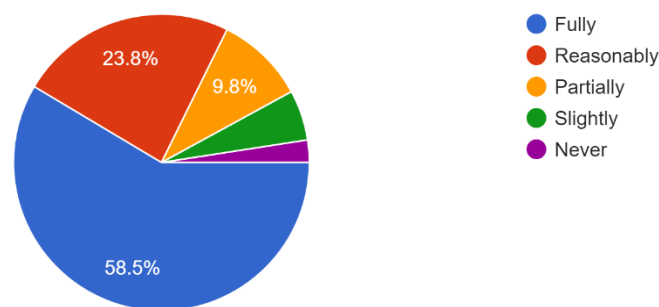


STUDENT SATISFACTION SURVEY ANALYSIS

Q 13. The teachers identify your strengths and encourage you with providing right level of challenges	Available Options→	Never	Slightly	Partially	Reasonably	Fully	Grand Total
	Number of Students	4	9	16	39	96	164

13. Do teachers identify your strengths and encourage you by providing right level of challenges?

164 responses

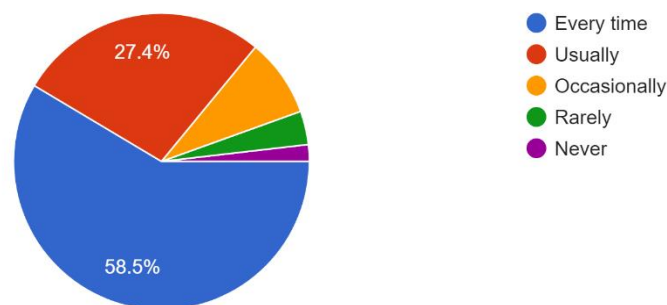


STUDENT SATISFACTION SURVEY ANALYSIS

14. Are teachers able to identify your weaknesses and help you to overcome them?	Available Options →	Never	Rarely	Occasionally	Usually	Every time	Grand Total
	Number of Students	3	6	14	45	96	164

14. Are teachers able to identify your weaknesses and help you to overcome them?

164 responses

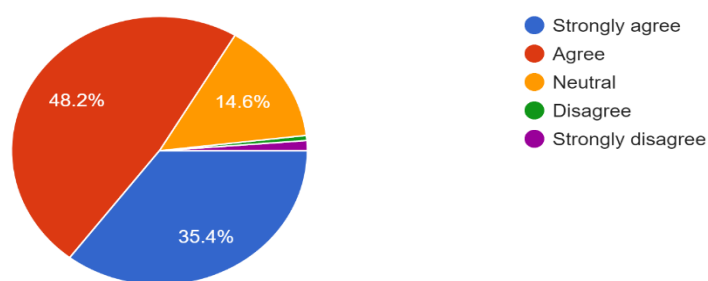


STUDENT SATISFACTION SURVEY ANALYSIS

15. Does the institution make effort to engage students in the monitoring, review and continuous quality improvement of the teaching learning process?	Available Options→	Strongly disagree	Disagree	Neutral	Agree	Strongly agree	Grand Total
	Number of Students	2	1	24	79	58	164

15. Does the institution make effort to engage students in the monitoring, review and continuous quality improvement of the teaching learning process?

164 responses

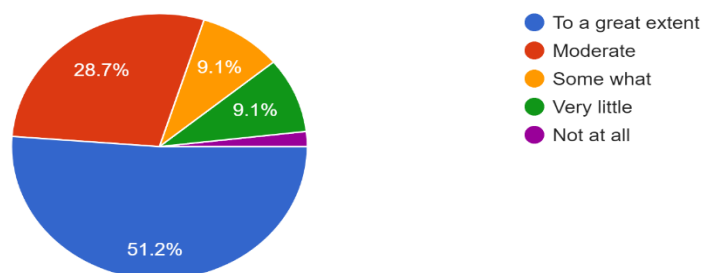


STUDENT SATISFACTION SURVEY ANALYSIS

16. Do the institute/ teachers use student centric methods such as experiential learning, participative learning and problem-solving methodologies for enhancing learning experiences?	Available Options→	Not at all	Very little	Some what	Moderate	To a great extent	Grand Total
	Number of Students	3	15	15	47	84	164

16. Do the institute/ teachers use student centric methods such as experiential learning, participative learning and problem solving methodologies for enhancing learning experiences?

164 responses

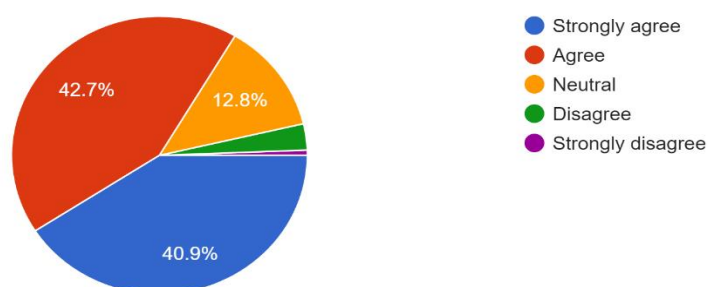


STUDENT SATISFACTION SURVEY ANALYSIS

17. Do teachers encourage you to participate in co-curricular activities?	Available Options→	Strongly disagree	Disagree	Neutral	Agree	Strongly agree	Grand Total
	Number of Students	1	5	21	70	67	164

17. Do teachers encourage you to participate in co-curricular activities?

164 responses

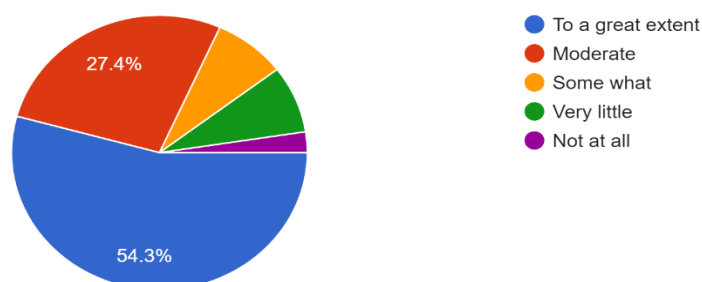


STUDENT SATISFACTION SURVEY ANALYSIS

18. Are efforts made by the institute/ teachers to inculcate soft skills, life skills and employability skills to make you ready for future work?	Available Options→	Not at all	Very little	Some what	Moderate	To a great extent	Grand Total
	Number of Students	4	13	13	45	89	164

18. Are efforts made by the institute/ teachers to inculcate soft skills, life skills and employability skills to make you ready for future work?

164 responses

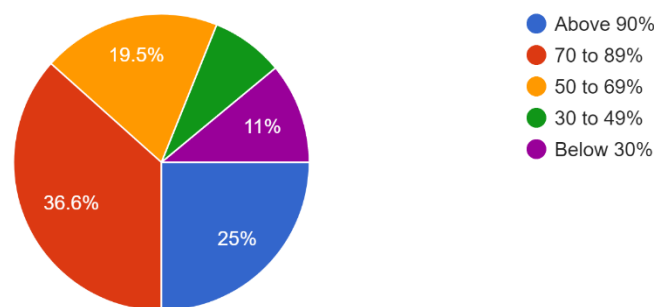


STUDENT SATISFACTION SURVEY ANALYSIS

19. What percentage of teachers use ICT tools such as online teaching, LCD projector, Multimedia, etc. during teaching?	Available Options→	Below 30%	30 to 49%	50 to 69%	70 to 89%	Above 90%	Grand Total
	Number of Students	18	13	32	60	41	164

19. What percentage of teachers use ICT tools such as online teaching, LCD projector, Multimedia, etc. during teaching?

164 responses

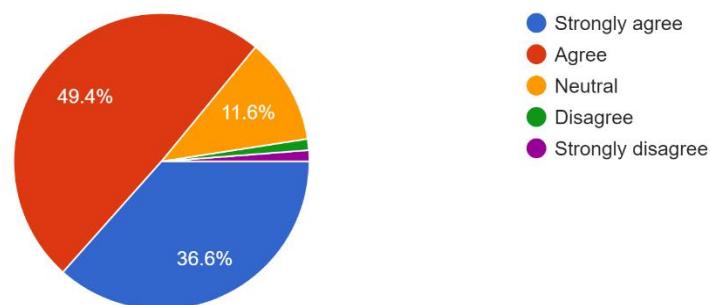


STUDENT SATISFACTION SURVEY ANALYSIS

20. Is the overall quality of teaching-learning process in your institute very good.	Available Options→	Strongly disagree	Disagree	Neutral	Agree	Strongly agree	Grand Total
	Number of Students	2	2	19	81	60	164

20. Is the overall quality of teaching-learning process in your institute very good.

164 responses



21. Give three observations/suggestions to improve the overall teaching–learning experience in your Institution (Some Notable Suggestions).

Suggestions:

- 1- Teacher's should try build the confidence level of every students and 2- also should start classes for competitive examination 3- teachers should try to know about the quality and weakness of every students. Thank you 🙏
- Teachers should have good communication with students then students will tell them the problems they are facing.
- Encourage every kind of sports activities, Teachers should encourage the practicality of their particular subject.
- 1.Should work more on sports activities 2. More usage smart devices
3. Improve availability of Teachers.
- Use of projector can be increase to overcome the problem of lack of interest in students.
- 1.use better graphics and visual media to engage students well. 2.try to reach every students and ask for their doubts. 3 make teaching a two way interaction.
- Learning things practically rather than theoretically.
- Proper lab facilities should be there.
- We need extra fund for our co curriculum activities
We need girls hostel
Need Canteen and
Heaters in our institute
And that's all 😊🌸
Hope you will understand our Need A Thank you ❤️
- I think in this college we need more facilities like AC/ heater because this place is very cold in winter season and hostel and canteen also hope you understand thank you 😊
- Here is too much cold and here is no hostel and no canteen
- Advice students for their career and academic opportunity.
Share your personal experience to let them understand the difficulty in real life.

Observations:

- Very good education in gdc lambathach college
- Overall teachers are good and good experience.
- All teachers are good 👍
- Everything is good.