

Tel. No. 01907-257681
Fax No. 01907-257681



E-mail: gcseraj-hp@nic.in
Web site: gclambathach.in

GOVT. COLLEGE SERAJ AT LAMBATHACH
DISTRICT MANDI (HIMACHAL PRADESH)

Internal Quality Assurance Cell
Student Satisfaction Survey
AQAR 2019-2020

STUDENT SATISFACTION SURVEY ANALYSIS

An online Student Satisfaction Survey was conducted by Government College Seraj at Lambathach. The survey was conducted for submission of Annual Academic Quality Assurance Report (2019-2020) which is due for submission by the extended date of December 31, 2021. The survey was conducted between November 22-30, 2021. Total 85 students participated in the survey. The questionnaire provided by the NAAC has been used in conducting the survey. Google form was shared with the students and on the basis of responses received, analysis has been done for all 20 questions of the survey. Similarly, the options provided for answering the questions were retained as such in the google form.

Prof. Khyal Chand

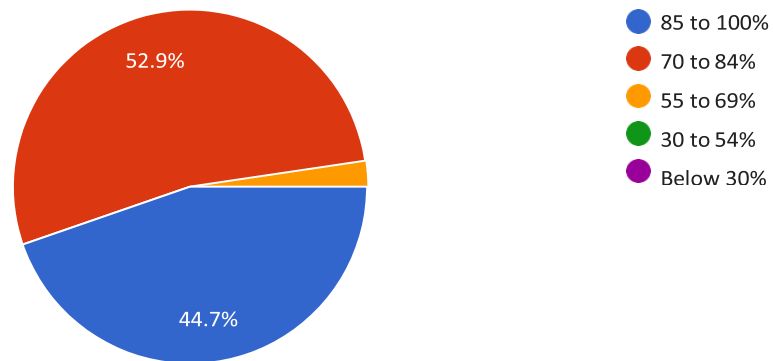
Convener,
Internal Quality Assurance Cell
Govt College Seraj at Lambathach

STUDENT SATISFACTION SURVEY ANALYSIS

Q 1. How much of the syllabus was covered in the class?	Available Options→	Below 30%	30 to 54%	55 to 69%	70 to 84%	85 to 100%	Grand Total
	Number of Students	0	0	2	45	38	85

1. How much the syllabus was covered in the class?

85 responses

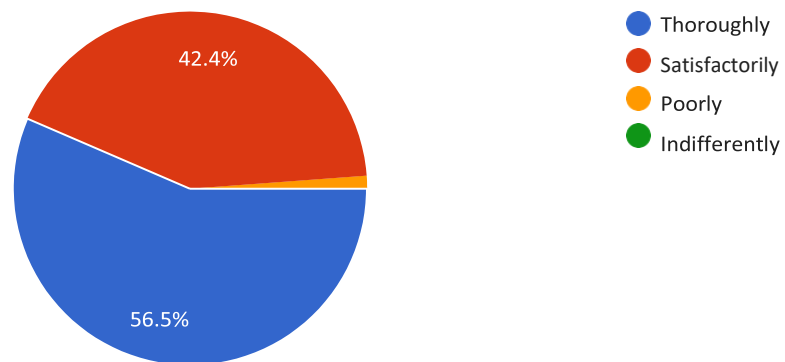


STUDENT SATISFACTION SURVEY ANALYSIS

Q 2. How well did the teachers prepare for the classes?	Available Options→	Indifferently	Poorly	Satisfactorily	Thoroughly	Grand Total
	Number of Students	0	1	36	48	85

2. How well did the teachers prepare for the classes?

85 responses

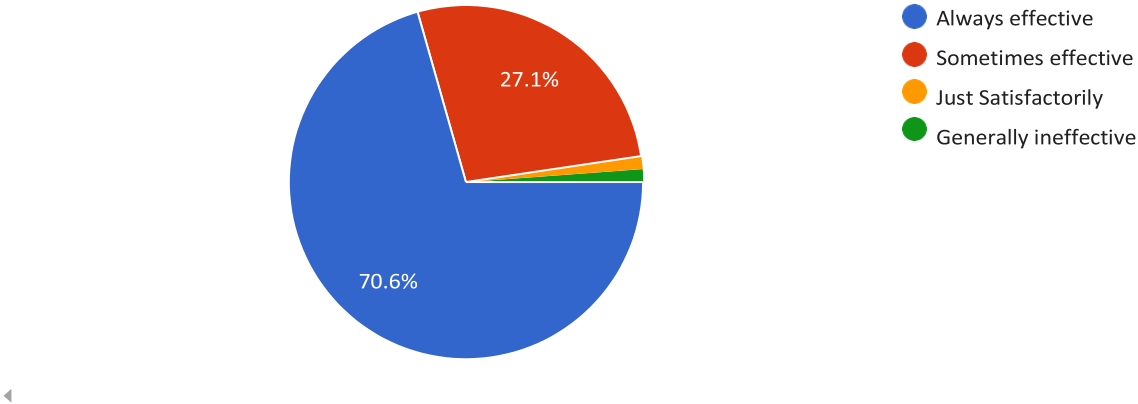


STUDENT SATISFACTION SURVEY ANALYSIS

Q 3. How well were the teachers able to communicate?	Available Options→	Generally ineffective	Just satisfactorily	Sometimes effective	Always effective	Grand Total
	Number of Students	1	1	23	60	85

3. How well were the teachers able to communicate?

85 responses

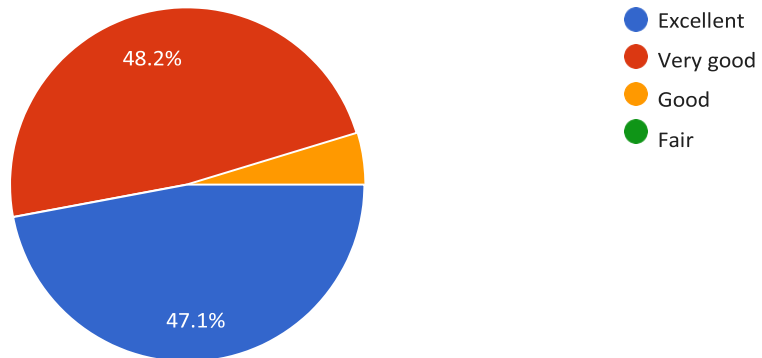


STUDENT SATISFACTION SURVEY ANALYSIS

Q 4. The teacher's approach to teaching can best be described as	Available Options→	Fair	Good	Very good	Excellent	Grand Total
	Number of Students	0	4	41	40	85

4. Teacher's approach to teaching can be best described as

85 responses

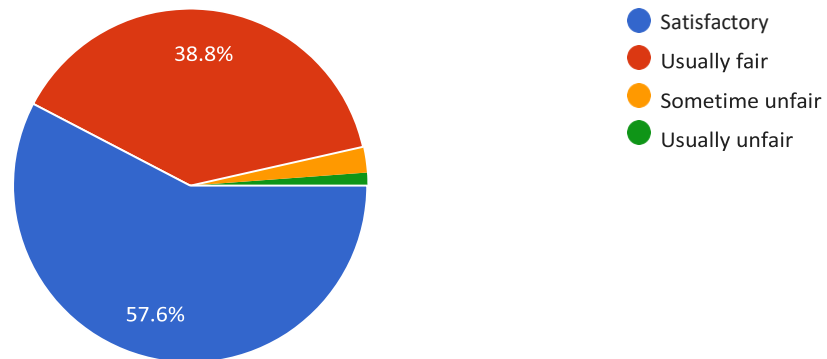


STUDENT SATISFACTION SURVEY ANALYSIS

Q 5. Fairness of the internal evaluation process by the teachers	Available Options→	Usually unfair	Sometimes unfair	Usually fair	Always fair	Grand Total
	Number of Students	1	2	33	49	85

5. Are you satisfied with the internal evaluation process by the teachers?

85 responses

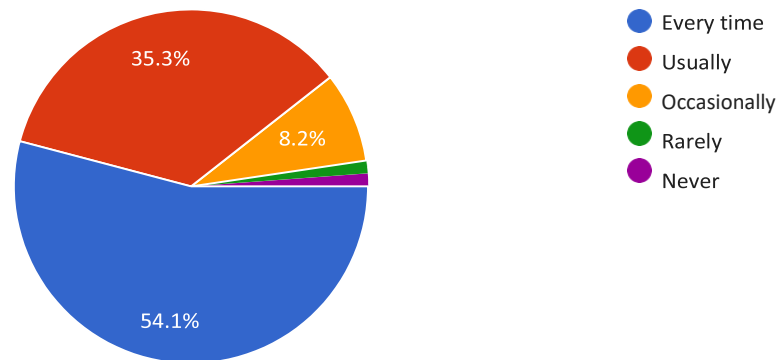


STUDENT SATISFACTION SURVEY ANALYSIS

Q 6. Was your performance in assignments discussed with you?	Available Options→	Never	Rarely	Occasionally/Sometimes	Usually	Every time	Grand Total
	Number of Students	1	1	7	30	46	85

6. Was your performance in assignments discussed with you?

85 responses

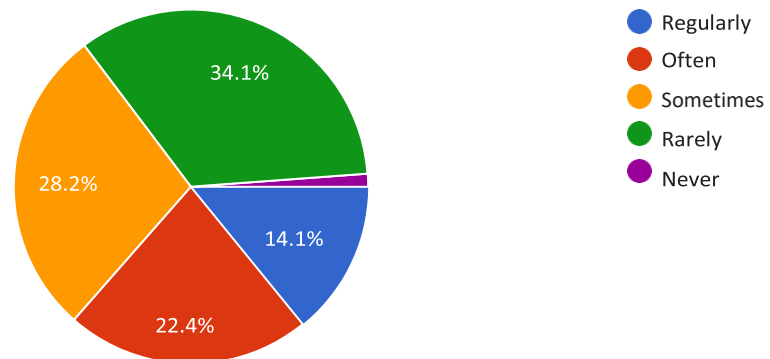


STUDENT SATISFACTION SURVEY ANALYSIS

Q 7. The institute takes active interest in promoting internship, student exchange, field visit opportunities for students	Available Options→	Never	Rarely	Sometimes	Often	Regularly	Grand Total
	Number of Students	1	29	24	19	12	85

7. Does the institute take active interest in promoting internship, student exchange, field visit opportunities for students?

85 responses

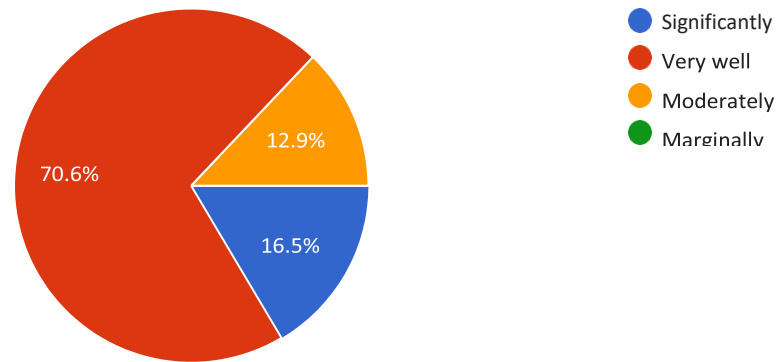


STUDENT SATISFACTION SURVEY ANALYSIS

Q 8. The teaching and mentoring process in your institution facilitates you in cognitive, social and emotional growth	Available Options→	Marginally	Moderately	Very well	Significantly	Grand Total
	Number of Students	0	11	60	14	85

8. Do teaching and mentoring process in your institution facilitate cognitive, social and emotional growth in you?

85 responses

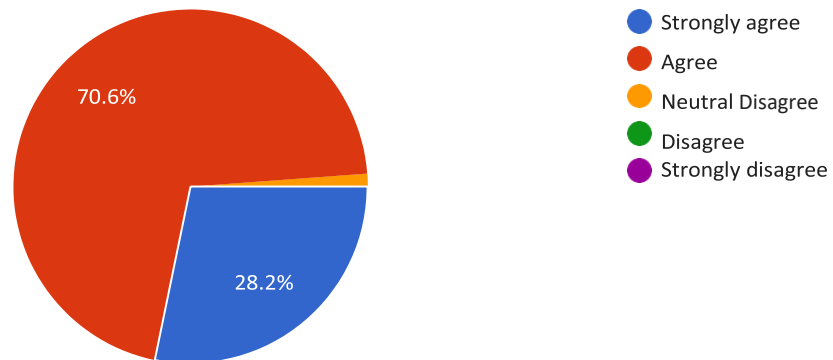


STUDENT SATISFACTION SURVEY ANALYSIS

Q 9. The institution provides multiple opportunities to learn and grow	Available Options→	Strongly disagree	Disagree	Neutral	Agree	Strongly agree	Grand Total
	Number of Students	0	0	1	60	24	85

9. Does the institution provide multiple opportunities to learn and grow?

85 responses

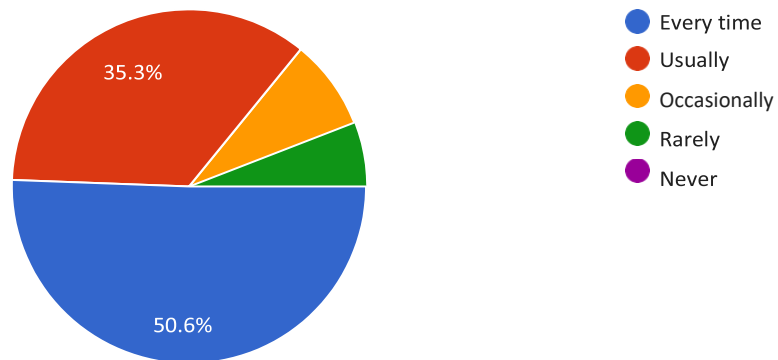


STUDENT SATISFACTION SURVEY ANALYSIS

Q 10. Teachers inform you about your expected competencies, course outcomes and programme outcomes	Available Options→	Never	Rarely	Occasionally/Sometimes	Usually	Every time	Grand Total
	Number of Students	0	5	7	30	43	85

10. Do teachers inform you about your expected competencies, course outcomes, and programme outcomes?

85 responses

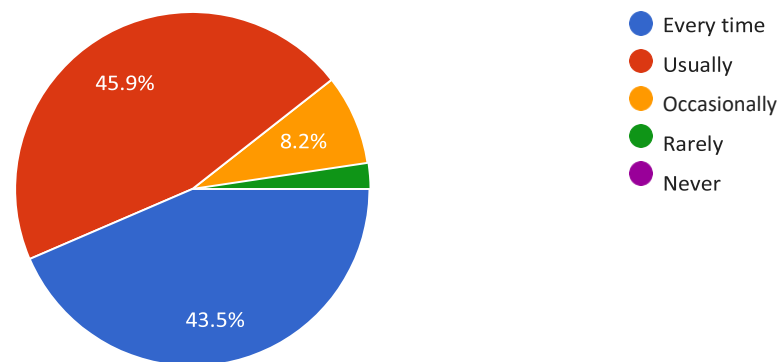


STUDENT SATISFACTION SURVEY ANALYSIS

Q 11. Your mentor does a necessary follow-up with an assigned task to you	Available Options→	Never	Rarely	Occasionally	Usually	Every time	Grand Total
	Number of Students	0	2	7	39	37	85

11. Is your mentor does a necessary follow-up for an assigned task to you?

85 responses

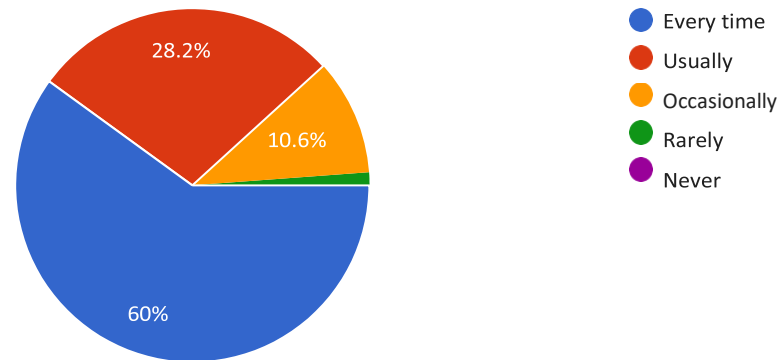


STUDENT SATISFACTION SURVEY ANALYSIS

Q 12. The teachers illustrate the concepts through examples and applications	Available Options→	Never	Rarely	Occasionally/Sometimes	Usually	Every time	Grand Total
	Number of Students	0	1	9	24	51	85

12. Do teachers illustrate the concepts through examples and applications during teaching?

85 responses

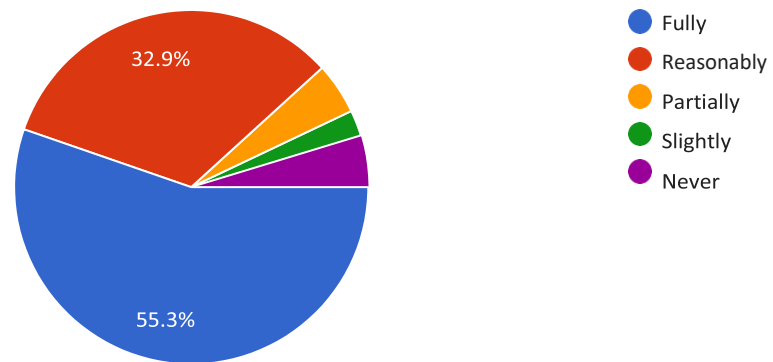


STUDENT SATISFACTION SURVEY ANALYSIS

Q 13. The teachers identify your strengths and encourage you with providing right level of challenges	Available Options→	Never	Slightly	Partially	Reasonably	Fully	Grand Total
	Number of Students	4	2	4	28	47	85

13. Do teachers identify your strengths and encourage you by providing right level of challenges?

85 responses

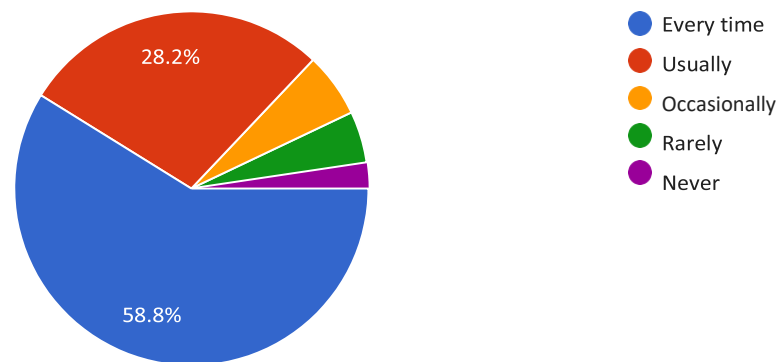


STUDENT SATISFACTION SURVEY ANALYSIS

Q 14. Teachers are able to identify your weaknesses and help you to overcome them	Available Options→	Never	Rarely	Occasionally/Sometimes	Usually	Every time	Grand Total
	Number of Students	2	4	5	24	50	85

14. Are teachers able to identify your weaknesses and help you to overcome them?

85 responses

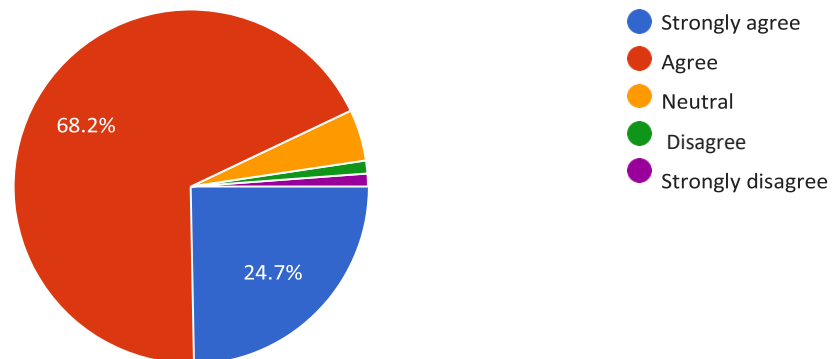


STUDENT SATISFACTION SURVEY ANALYSIS

Q 15. The institution makes effort to engage students in the monitoring, review and continuous quality improvement of the teaching learning process	Available Options→	Strongly disagree	Disagree	Neutral	Agree	Strongly agree	Grand Total
	Number of Students	1	1	4	58	21	85

15. Does the institution make effort to engage students in the monitoring, review and continuous quality improvement of the teaching learning process?

85 responses

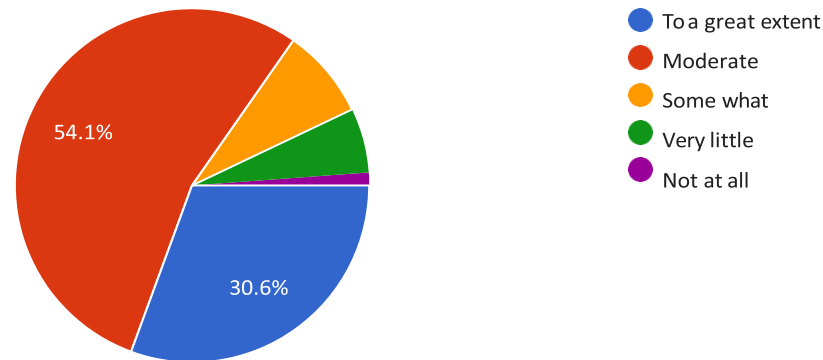


STUDENT SATISFACTION SURVEY ANALYSIS

Q 16. The institute/ teachers use student centric methods, such as experiential learning, participative learning and problem solving methodologies for enhancing learning experiences.	Available Options→	Not at all	Very little	Some what	Moderate	To a great extent	Grand Total
	Number of Students	1	5	7	46	26	85

16. Do the institute/ teachers use student centric methods such as experiential learning, participative learning and problem-solving methodologies for enhancing learning experiences?

85 responses

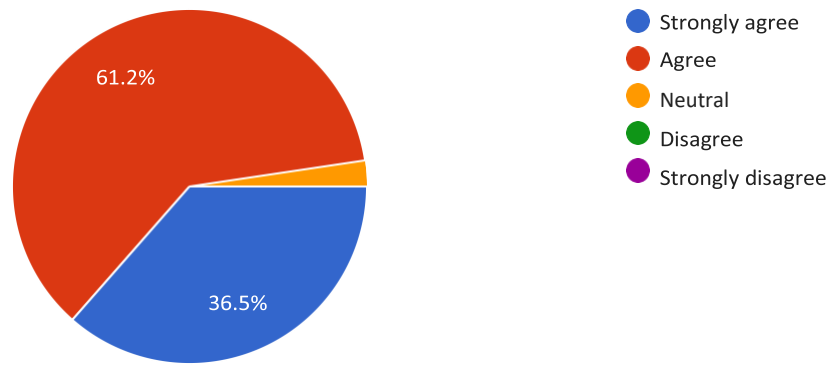


STUDENT SATISFACTION SURVEY ANALYSIS

Q 17. Teachers encourage you to participate in extracurricular activities	Available Options→	Strongly disagree	Disagree	Neutral	Agree	Strongly agree	Grand Total
	Number of Students	0	0	2	52	31	85

17. Do teachers encourage you to participate in co-curricular activities?

85 responses

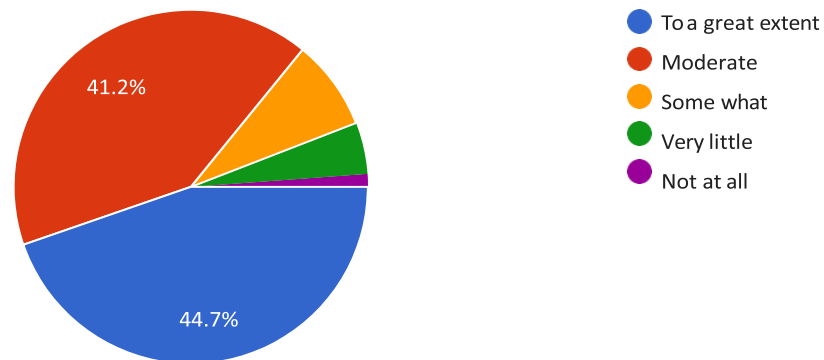


STUDENT SATISFACTION SURVEY ANALYSIS

Q 18. Efforts are made by the institute/ teachers to inculcate soft skills, life skills and employ ability skills to make you ready for the world of work	Available Options→	Not at all	Very little	Some what	Moderate	To a great extent	Grand Total
	Number of Students	1	5	6	35	38	85

18. Are efforts made by the institute/ teachers to inculcate soft skills, life skills and employability skills to make you ready for future work?

85 responses

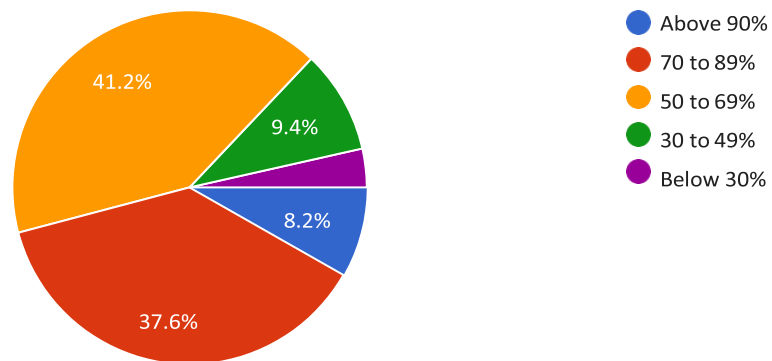


STUDENT SATISFACTION SURVEY ANALYSIS

Q 19. What percentage of teachers use ICT tools such as LCD projector, Multimedia, etc. while teaching	Available Options→	Below 29%	30 – 49%	50 – 69%	70 – 89%	Above 90%	Grand Total
	Number of Students	3	8	35	32	7	85

19. What percentage of teachers use ICT tools such as online teaching, LCD projector, Multimedia, etc. during teaching?

85 responses

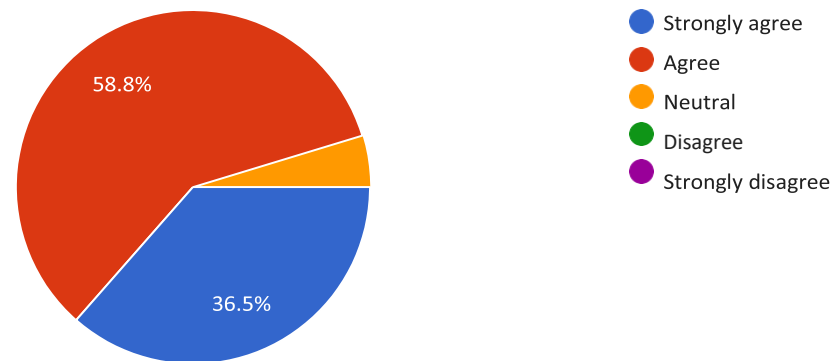


STUDENT SATISFACTION SURVEY ANALYSIS

Q 20. The overall quality of teaching-learning process in your institute is very good	Available Options→	Strongly disagree	Disagree	Neutral	Agree	Strongly agree	Grand Total
	Number of Students	0	0	4	50	31	151

20. Is the overall quality of teaching-learning process in your institute very good.

85 responses



21. Give three observations/suggestions to improve the overall teaching–learning experience in your Institution (Some Notable Suggestions).

Suggestions:

1. Boundary wall and canteen facility must in the college campus.
2. There should have more equipment's in science labs, ac blower for winters, and more books for library.
3. There should be hostel facility in college campus for girls and boys.
4. Internet facility and ICT facility should be speed-up.
5. Good playground and sport facility should be in college campus.

Observations:

1. College environment for study and discipline is very good.
2. Teaching environment is excellent due to direct interaction of teacher with students.

Internal Quality Assurance Cell
Govt College Seraj at Lambathach