

Tel. No. 01907-257681
Fax No. 01907-257681



E-mail: gcseraj-hp@nic.in
Web site: gclambathach.in

GOVT. COLLEGE SERAJ AT LAMBATHACH
DISTRICT MANDI (HIMACHAL PRADESH)

Internal Quality Assurance Cell
Student Satisfaction Survey
AQAR 2020-2021

STUDENT SATISFACTION SURVEY ANALYSIS

An online Student Satisfaction Survey was conducted by Government College Seraj at Lambathach. The survey was conducted for submission of Annual Academic Quality Assurance Report (2020-2021) which is due for submission by the extended date of December 31, 2021. The survey was conducted between November 22-30, 2021. Total 85 students participated in the survey. The questionnaire provided by the NAAC has been used in conducting the survey. Google form was shared with the students and on the basis of responses received, analysis has been done for all 20 questions of the survey. Similarly, the options provided for answering the questions were retained as such in the google form.

Prof. Khyal Chand

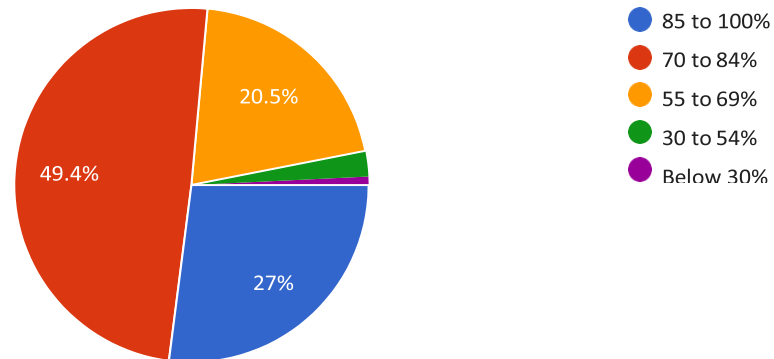
Convener,
Internal Quality Assurance Cell
Govt College Seraj at Lambathach

STUDENT SATISFACTION SURVEY ANALYSIS

Q 1. How much of the syllabus was covered in the class?	Available Options→	Below 30%	30 to 54%	55 to 69%	70 to 84%	85 to 100%	Grand Total
	Number of Students	1	7	53	128	70	259

1. How much the syllabus was covered in the class?

259 responses

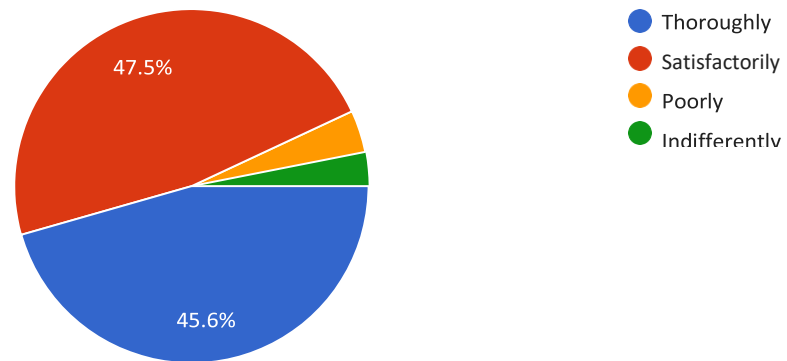


STUDENT SATISFACTION SURVEY ANALYSIS

Q 2. How well did the teachers prepare for the classes?	Available Options→	Indifferently	Poorly	Satisfactorily	Thoroughly	Grand Total
	Number of Students	8	10	123	118	259

2. How well did the teachers prepare for the classes?

259 responses

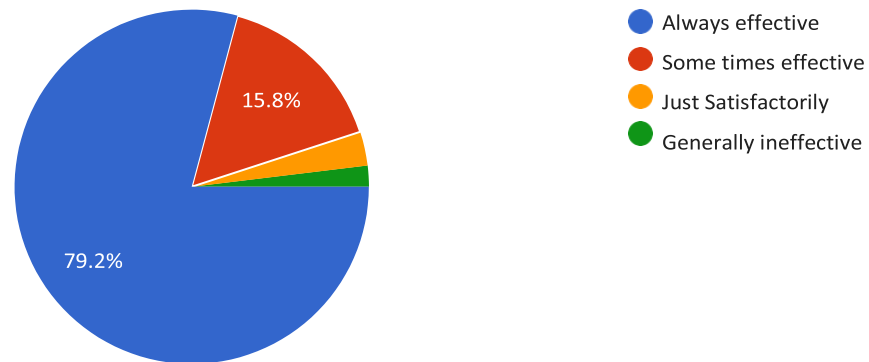


STUDENT SATISFACTION SURVEY ANALYSIS

Q 3. How well were the teachers able to communicate?	Available Options→	Generally ineffective	Just satisfactorily	Sometimes effective	Always effective	Grand Total
	Number of Students	6	7	41	205	259

3. How well were the teachers able to communicate?

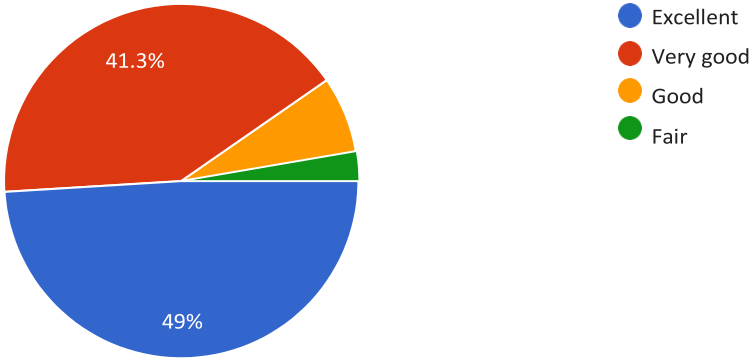
259 responses



STUDENT SATISFACTION SURVEY ANALYSIS

Q 4. The teacher’s approach to teaching can best be described as	Available Options→	Fair	Good	Very good	Excellent	Grand Total
	Number of Students	8	17	107	127	259

4. Teacher’s approach to teaching can be best described as
259 responses

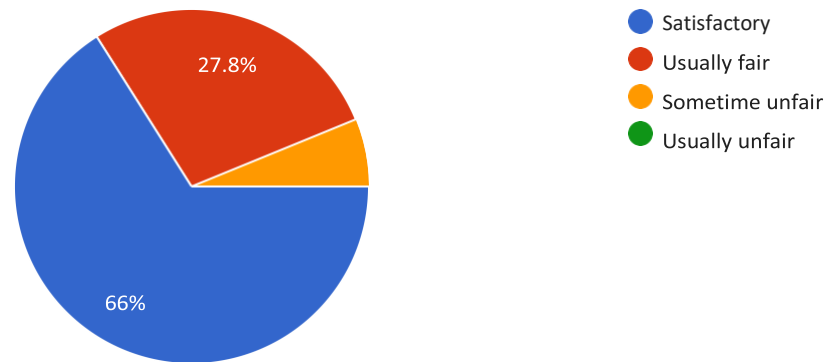


STUDENT SATISFACTION SURVEY ANALYSIS

Q 5. Fairness of the internal evaluation process by the teachers	Available Options→	Usually unfair	Sometimes unfair	Usually fair	Always fair	Grand Total
	Number of Students	0	16	72	171	259

5. Are you satisfied with the internal evaluation process by the teachers?

259 responses

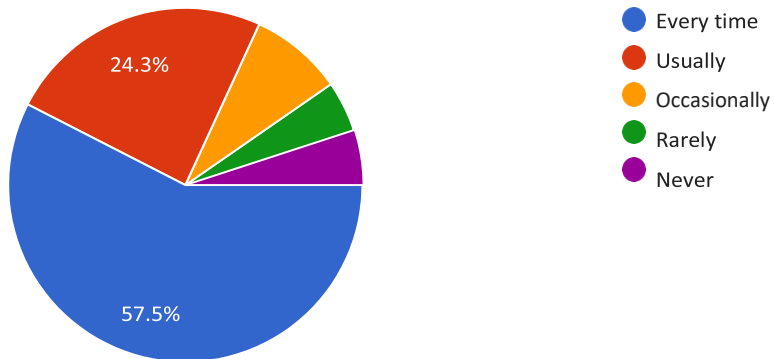


STUDENT SATISFACTION SURVEY ANALYSIS

Q 6. Was your performance in assignments discussed with you?	Available Options→	Never	Rarely	Occasionally/Sometimes	Usually	Every time	Grand Total
	Number of Students	10	7	30	63	149	259

6. Was your performance in assignments discussed with you?

259 responses

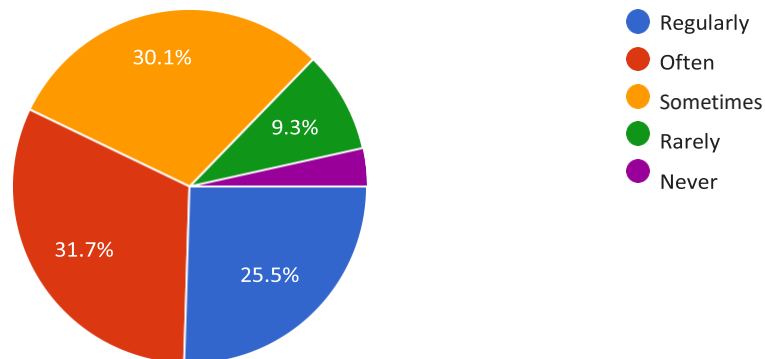


STUDENT SATISFACTION SURVEY ANALYSIS

Q 7. The institute takes active interest in promoting internship, student exchange, field visit opportunities for students	Available Options→	Never	Rarely	Sometimes	Often	Regularly	Grand Total
	Number of Students	9	24	78	82	66	259

7. Does the institute take active interest in promoting internship, student exchange, field visit opportunities for students?

259 responses

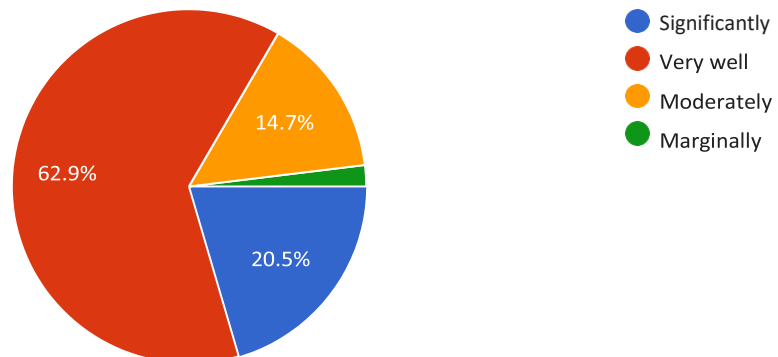


STUDENT SATISFACTION SURVEY ANALYSIS

Q 8. The teaching and mentoring process in your institution facilitates you in cognitive, social and emotional growth	Available Options→	Marginally	Moderately	Very well	Significantly	Grand Total
	Number of Students	5	38	163	53	259

8. Do teaching and mentoring process in your institution facilitate cognitive, social and emotional growth in you?

259 responses

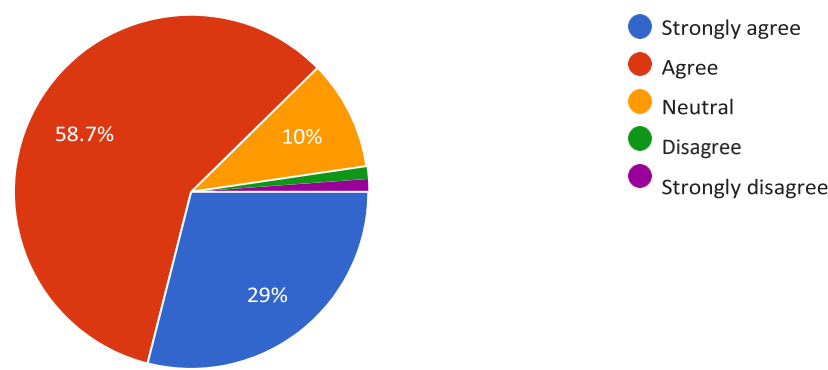


STUDENT SATISFACTION SURVEY ANALYSIS

Q 9. The institution provides multiple opportunities to learn and grow	Available Options→	Strongly disagree	Disagree	Neutral	Agree	Strongly agree	Grand Total
	Number of Students	2	4	26	152	75	259

9. Does the institution provide multiple opportunities to learn and grow?

259 responses

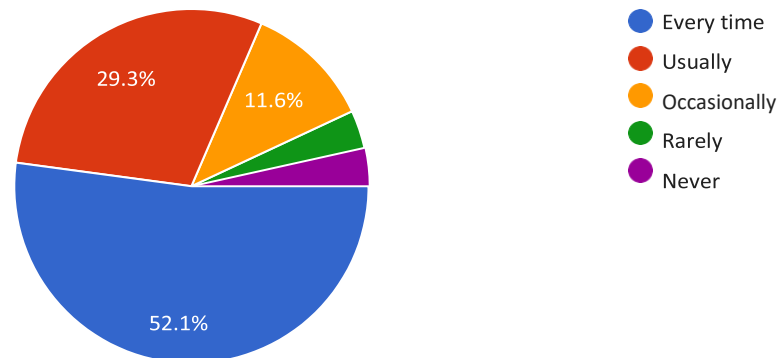


STUDENT SATISFACTION SURVEY ANALYSIS

Q 10. Teachers inform you about your expected competencies, course outcomes and programme outcomes	Available Options→	Never	Rarely	Occasionally/Sometimes	Usually	Every time	Grand Total
	Number of Students	10	8	30	76	135	259

10. Do teachers inform you about your expected competencies, course outcomes and programme outcomes?

259 responses

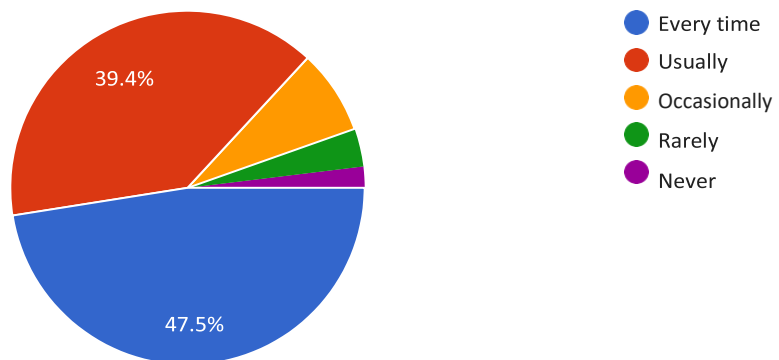


STUDENT SATISFACTION SURVEY ANALYSIS

Q 11. Your mentor does a necessary follow-up with an assigned task to you	Available Options→	Never	Rarely	Occasionally	Usually	Every time	Grand Total
	Number of Students	4	8	22	102	123	259

11. Is your mentor does a necessary follow-up for an assigned task to you?

259 responses

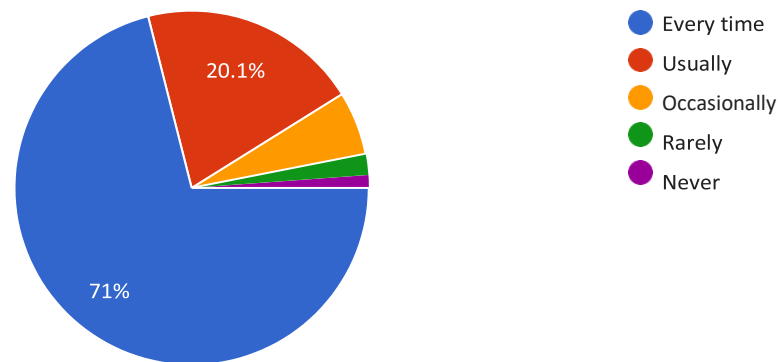


STUDENT SATISFACTION SURVEY ANALYSIS

Q 12. The teachers illustrate the concepts through examples and applications	Available Options→	Never	Rarely	Occasionally/Sometimes	Usually	Every time	Grand Total
	Number of Students	3	7	13	52	184	259

12. Do teachers illustrate the concepts through examples and applications during teaching?

259 responses

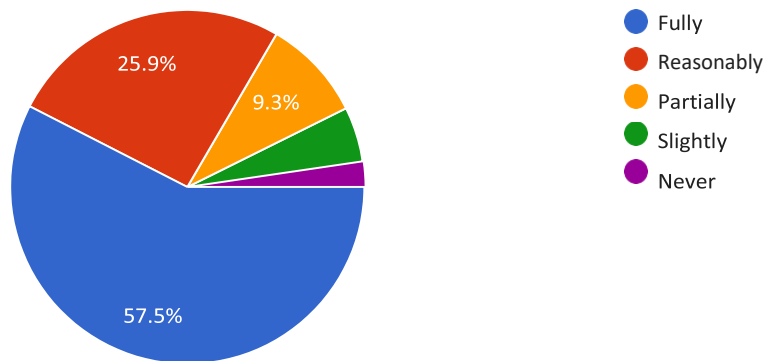


STUDENT SATISFACTION SURVEY ANALYSIS

Q 13. The teachers identify your strengths and encourage you with providing right level of challenges	Available Options→	Never	Slightly	Partially	Reasonably	Fully	Grand Total
	Number of Students	7	12	24	67	149	259

13. Do teachers identify your strengths and encourage you by providing right level of challenges?

259 responses

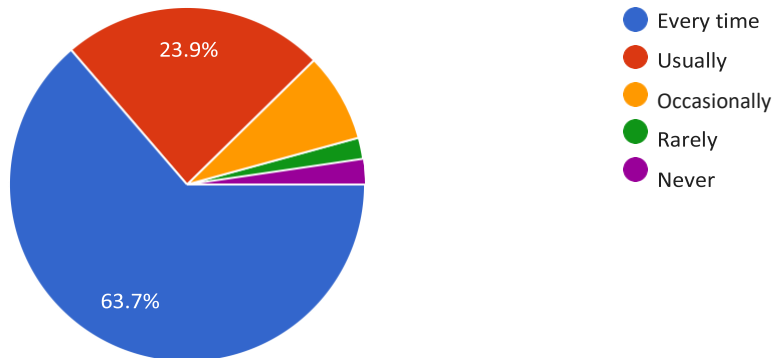


STUDENT SATISFACTION SURVEY ANALYSIS

Q 14. Teachers are able to identify your weaknesses and help you to overcome them	Available Options→	Never	Rarely	Occasionally/Sometimes	Usually	Every time	Grand Total
	Number of Students	6	4	22	62	165	259

14. Are teachers able to identify your weaknesses and help you to overcome them?

259 responses

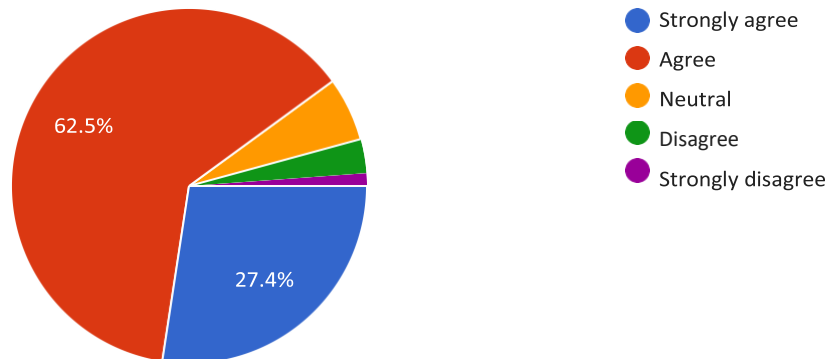


STUDENT SATISFACTION SURVEY ANALYSIS

Q 15. The institution makes effort to engage students in the monitoring, review and continuous quality improvement of the teaching learning process	Available Options→	Strongly disagree	Disagree	Neutral	Agree	Strongly agree	Grand Total
	Number of Students	3	7	16	162	71	259

15. Does the institution make effort to engage students in the monitoring, review and continuous quality improvement of the teaching learning process?

259 responses

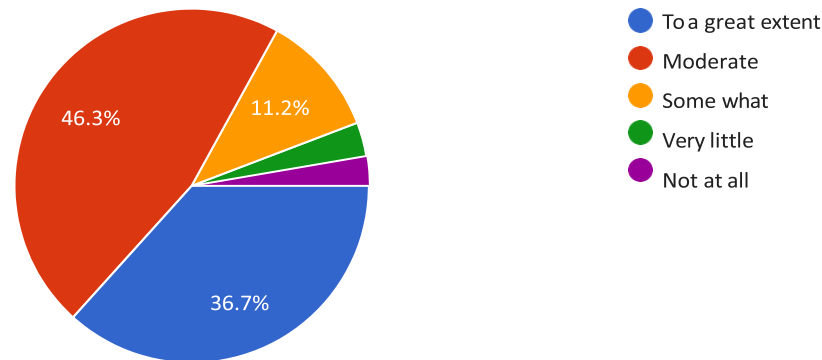


STUDENT SATISFACTION SURVEY ANALYSIS

Q 16. The institute/ teachers use student centric methods, such as experiential learning, participative learning and problem solving methodologies for enhancing learning experiences.	Available Options→	Not at all	Very little	Some what	Moderate	To a great extent	Grand Total
	Number of Students	5	5	29	120	95	259

16. Do the institute/ teachers use student centric methods such as experiential learning, participative learning and problem-solving methodologies for enhancing learning experiences?

259 responses

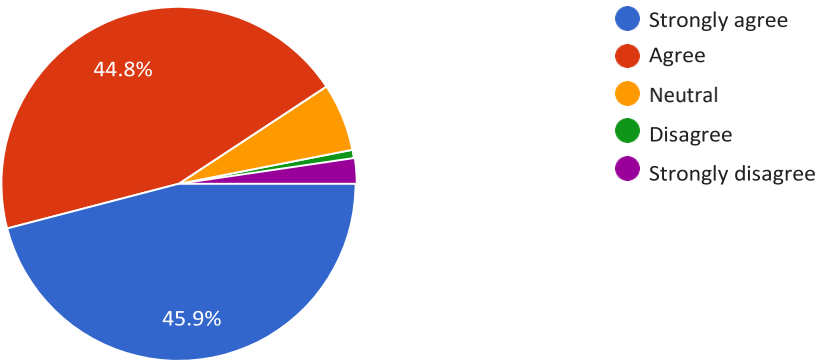


STUDENT SATISFACTION SURVEY ANALYSIS

Q 17. Teachers encourage you to participate in extracurricular activities	Available Options→	Strongly disagree	Disagree	Neutral	Agree	Strongly agree	Grand Total
	Number of Students	0	0	2	52	31	85

17. Do teachers encourage you to participate in co-curricular activities?

259 responses

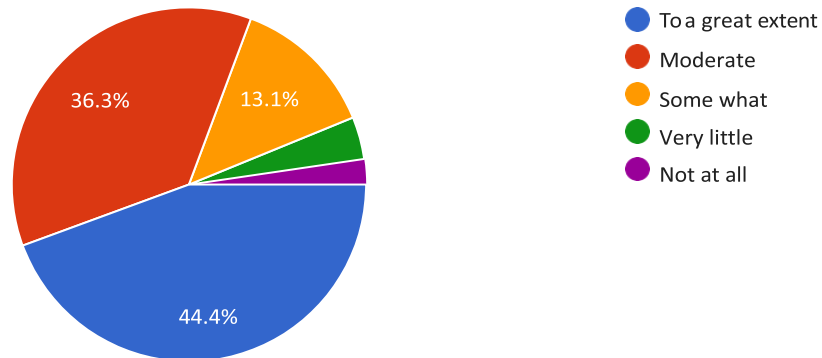


STUDENT SATISFACTION SURVEY ANALYSIS

Q 18. Efforts are made by the institute/ teachers to inculcate soft skills, life skills and employ ability skills to make you ready for the world of work	Available Options→	Not at all	Very little	Some what	Moderate	To a great extent	Grand Total
	Number of Students	6	10	34	94	115	259

18. Are efforts made by the institute/ teachers to inculcate soft skills, life skills and employability skills to make you ready for future work?

259 responses

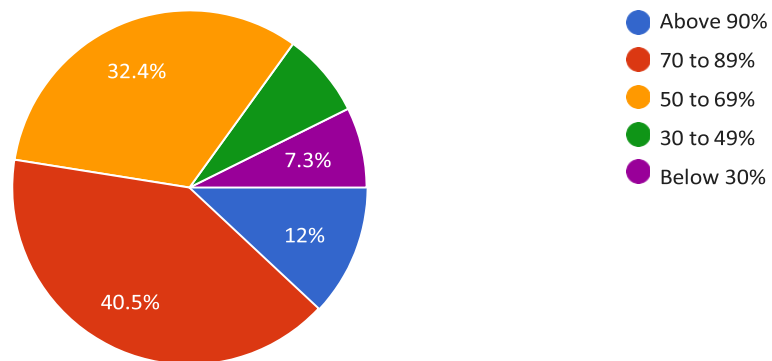


STUDENT SATISFACTION SURVEY ANALYSIS

Q 19. What percentage of teachers use ICT tools such as LCD projector, Multimedia, etc. while teaching	Available Options→	Below 29%	30 – 49%	50 – 69%	70 – 89%	Above 90%	Grand Total
	Number of Students	19	20	84	105	31	259

19. What percentage of teachers use ICT tools such as online teaching, LCD projector, Multimedia, etc. during teaching?

259 responses

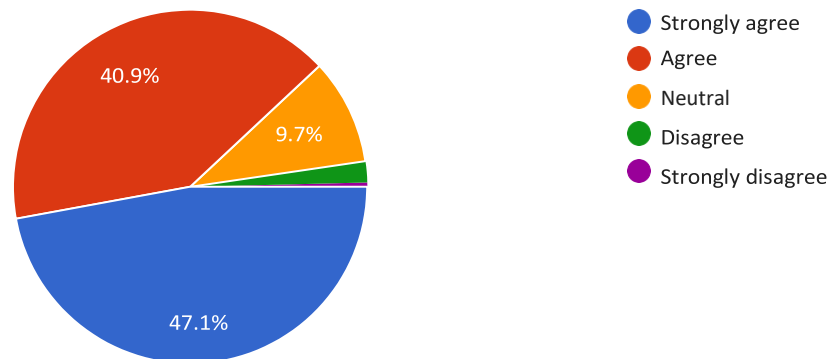


STUDENT SATISFACTION SURVEY ANALYSIS

Q 20. The overall quality of teaching-learning process in your institute is very good	Available Options→	Strongly disagree	Disagree	Neutral	Agree	Strongly agree	Grand Total
	Number of Students	0	0	4	50	31	151

20. Is the overall quality of teaching-learning process in your institute very good.

259 responses



21. Give three observations/suggestions to improve the overall teaching–learning experience in your Institution (Some Notable Suggestions).

Suggestions:

1. There should have digital library, heating system for winters in college.
2. Badminton court and auditorium should be in college campus.
3. Boundary wall and hostel facility must in the college campus.
4. Proper science block should be in the college.
5. More projectors and digital instruments for teaching should be in college.

Observations:

1. College environment for study and discipline is very good.
2. Students can interact with teacher any time, whenever students need guidance.

Internal Quality Assurance Cell

Govt College Seraj at Lambathach