



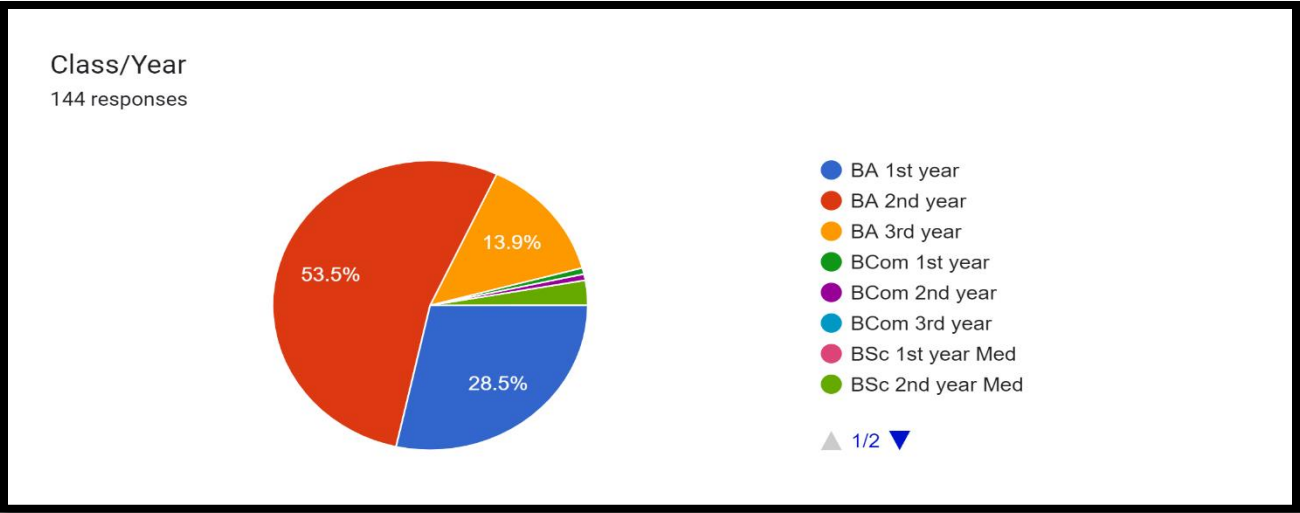
STUDENT SATISFACTION SURVEY ANALYSIS

An online Student Satisfaction Survey was conducted by Government College Seraj at Lambathach. The survey was conducted for submission of the Annual Academic Quality Assurance Report (2023-24). A total of 144 students participated in the survey. The questionnaire provided by the NAAC has been used in conducting the survey. Google form was shared with the students and based on responses received, analysis has been done for all 20 questions of the survey. Similarly, the options provided for answering the questions were retained as such in the Google form.

Prof. R C Kataria Convener,
Internal Quality Assurance Cell
Govt College Seraj at Lambathach

| Class - wise | BA 1 st | BA 2 nd | BA 3 rd | B Com 1 st | B Com 2 nd | B Com 3 rd | B Sc 1 st | B Sc 2 nd | B Sc 3 rd |
|-----------------|--------------------|--------------------|--------------------|--------------------------|--------------------------|--------------------------|-------------------------|-------------------------|-------------------------|
|-----------------|--------------------|--------------------|--------------------|--------------------------|--------------------------|--------------------------|-------------------------|-------------------------|-------------------------|

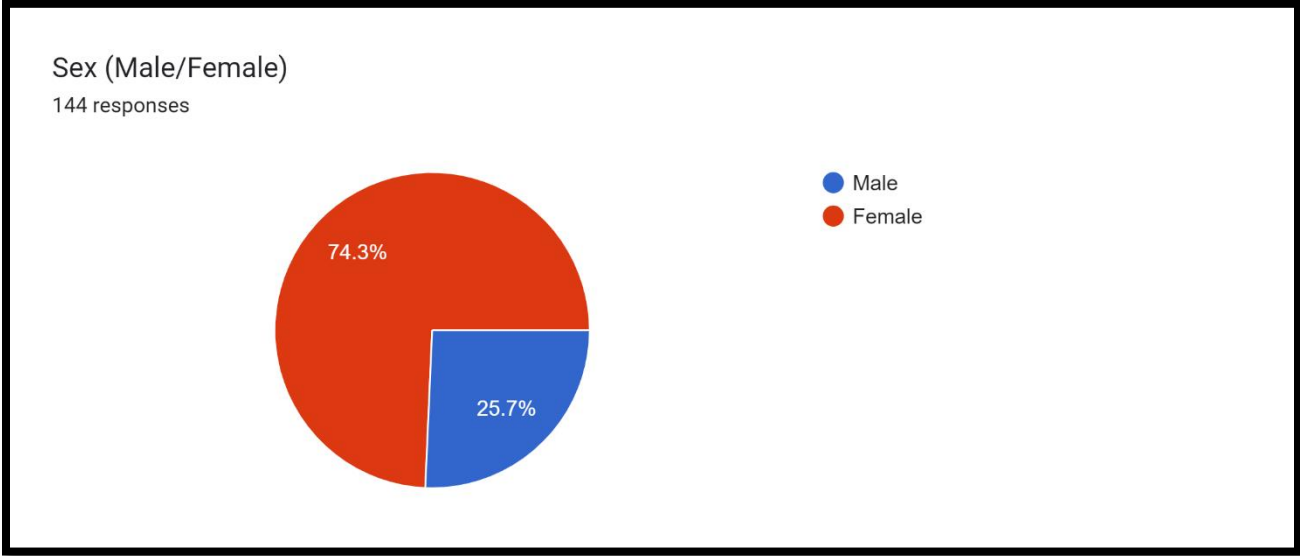
| Report | | | | | | | | | |
|---------------------|----|----|----|---|---|---|---|---|---|
| Numbers of Students | 41 | 77 | 20 | 1 | 1 | 0 | 0 | 3 | 0 |



2. Sex (Male/Female)

Male: 38

Female: 106



3. Category

General: 88

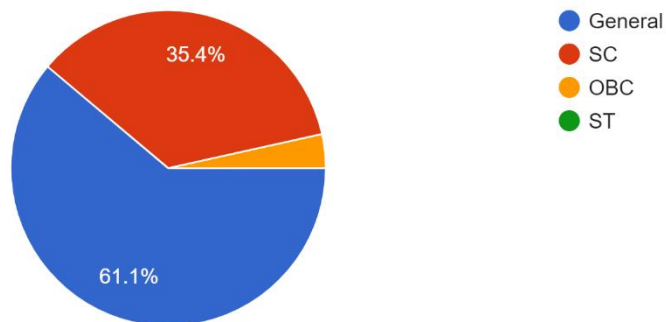
SC: 51

OBC: 5

ST: 0

Category

144 responses



4. How much the syllabus was covered in the class?

85-100% : 66

70-84% : 48

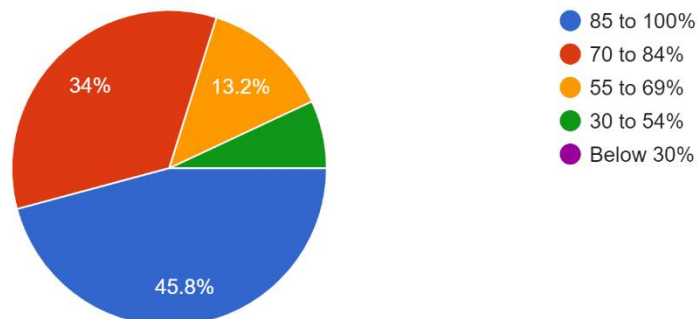
55-69% : 19

30-54% : 10

Below 30% : 0

1. How much the syllabus was covered in the class?

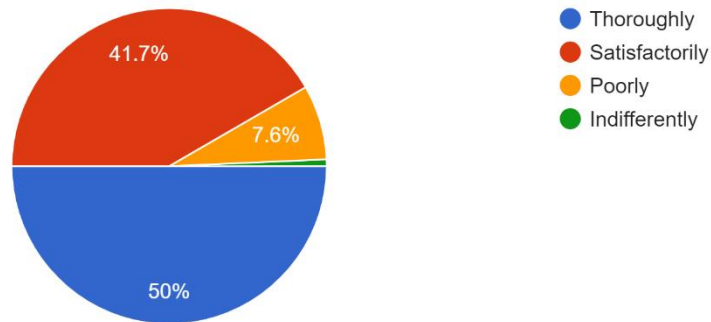
144 responses



Thoroughly : 72
Satisfactorily : 60
Poorly : 11
Indifferently : 01

2. How well did the teachers prepare for the classes?

144 responses



5. How well were the teachers able to communicate?

Always effective : 88
Some times effective : 36
Just Satisfactorily : 16
Generally ineffective : 04

3. How well were the teachers able to communicate?

144 responses

